



EUROPE

2019 Asylum Trends

| | | | | 2019 | | |
|---|---------|---------|---------|--------------------|------------------------------|--|
| | 2017 | 2018 | 2019 | % change over 2018 | Top country of origin in EU+ | Top EU+ country (Total / Share of EU+) |
| Asylum applicants | 735 005 | 665 920 | 738 425 | +11% | Syria (11%) | Germany (165 615 / 22%) |
| Pending cases at end of year | 954 100 | 906 780 | 911 885 | +1% | Afghanistan (12%) | Germany (326 770 / 36%) |
| Unaccompanied minors | 32 355 | 20 430 | 17 730 | -13% | Afghanistan (28%) | United Kingdom (3 650 / 21%) |
| Decisions at first instance | 984 965 | 601 430 | 584 770 | -3% | Syria (12%) | Germany (154 175 / 26%) |
| Refugee status granted at first instance | 228 705 | 129 690 | 128 705 | -1% | Syria (29%) | Germany (45 050 / 35%) |
| Subsidiary protection granted at first instance | 156 590 | 63 105 | 54 460 | -14% | Syria (41%) | Germany (19 415 / 36%) |
| Humanitarian protection granted at first instance | 71 735 | 41 435 | 50 755 | +22% | Venezuela (69%) | Spain (35 240 / 69%) |
| Rejections at first instance | 527 935 | 367 200 | 350 850 | -4% | Nigeria (7%) | France (85 750 / 24%) |
| Resettled persons to Member State | 27 680 | 28 430 | 30 725 | +8% | Syria (62%) | United Kingdom (5 610 / 18%) |

- EU+ includes EU27, United Kingdom (an EU Member State in 2019), Iceland, Liechtenstein, Norway and Switzerland.
- Data accurate as at 7 May 2020.





AUSTRIA

2019 Asylum Trends



| | 2017 | 2018 | 2019 | 2019 | | |
|---|--------|--------|--------|--------------------|----------------------------------|-----------------------|
| | | | | % change over 2018 | Share of EU+ (Rank of/Total EU+) | Top country of origin |
| Asylum applicants | 24 715 | 13 710 | 12 490 | -9% | 1.7% (12th / 738 425) | Afghanistan (23%) |
| Pending cases at end of year | 57 655 | 38 045 | 27 140 | -29% | 3% (9th / 911 885) | Afghanistan (39%) |
| Unaccompanied minors | 1 350 | 390 | 860 | +121% | 4.9% (7th / 17 730) | Afghanistan (74%) |
| Decisions at first instance | 45 160 | 34 525 | 13 890 | -60% | 2.4% (9th / 584 770) | Afghanistan (22%) |
| Refugee status granted at first instance | 17 800 | 10 620 | 5 620 | -47% | 4.4% (6th / 128 705) | Syria (39%) |
| Subsidiary protection granted at first instance | 7 015 | 3 620 | 1 075 | -70% | 2% (10th / 54 460) | Afghanistan (32%) |
| Humanitarian protection granted at first instance | 385 | 780 | 725 | -7% | 1.4% (6th / 50 755) | Afghanistan (31%) |
| Rejections at first instance | 19 960 | 19 500 | 6 465 | -67% | 1.8% (10th / 350 850) | Afghanistan (20%) |
| Resettled persons to Member State | 380 | 0 | 0 | N/A | N/A | N/A |

- EU+ includes EU27, United Kingdom (an EU Member State in 2019), Iceland, Liechtenstein, Norway and Switzerland.
- Data accurate as at 7 May 2020.



BELGIUM

2019 Asylum Trends



| | 2017 | 2018 | 2019 | 2019 | | |
|---|--------|--------|--------|--------------------|----------------------------------|-----------------------|
| | | | | % change over 2018 | Share of EU+ (Rank of/Total EU+) | Top country of origin |
| Asylum applicants | 18 340 | 22 530 | 27 460 | +22% | 3.7% (7th / 738 425) | Afghanistan (12%) |
| Pending cases at end of year | 18 715 | 19 530 | 29 065 | +49% | 3.2% (7th / 911 885) | Palestine (12%) |
| Unaccompanied minors | 735 | 750 | 1 220 | +63% | 7% (4th / 17 730) | Afghanistan (53%) |
| Decisions at first instance | 24 045 | 19 020 | 17 170 | -10% | 2.9% (8th / 584 770) | Syria (13%) |
| Refugee status granted at first instance | 9 655 | 7 860 | 5 555 | -29% | 4.3% (7th / 128 705) | Syria (20%) |
| Subsidiary protection granted at first instance | 2 930 | 1 815 | 975 | -46% | 1.8% (11th / 54 460) | Afghanistan (34%) |
| Humanitarian protection granted at first instance | N/A | N/A | N/A | N/A | N/A | N/A |
| Rejections at first instance | 11 460 | 9 340 | 10 640 | +14% | 3% (8th / 350 850) | Afghanistan (13%) |
| Resettled persons to Member State | 1 310 | 880 | 240 | -73% | 0.8% (12th / 30 725) | Syria (100%) |

- EU+ includes EU27, United Kingdom (an EU Member State in 2019), Iceland, Liechtenstein, Norway and Switzerland.
- Data accurate as at 7 May 2020.



BULGARIA

2019 Asylum Trends



| | 2017 | 2018 | 2019 | 2019 | | |
|---|-------|-------|-------|--------------------|----------------------------------|-----------------------|
| | | | | % change over 2018 | Share of EU+ (Rank of/Total EU+) | Top country of origin |
| Asylum applicants | 3 695 | 2 535 | 2 150 | -15% | 0.3% (22nd / 738 425) | Afghanistan (46%) |
| Pending cases at end of year | 2 725 | 1 820 | 1 100 | -40% | 0.1% (20th / 911 885) | Afghanistan (32%) |
| Unaccompanied minors | 440 | 480 | 525 | +9% | 3.0% (11th / 17 730) | Afghanistan (78%) |
| Decisions at first instance | 4 740 | 2 110 | 1 250 | -41% | 0.2% (20th / 584 770) | Afghanistan (39%) |
| Refugee status granted at first instance | 800 | 315 | 140 | -56% | 0.1% (19th / 128 705) | Syria (79%) |
| Subsidiary protection granted at first instance | 895 | 420 | 265 | -37% | 0.5% (15th / 54 460) | Syria (64%) |
| Humanitarian protection granted at first instance | N/A | N/A | N/A | N/A | N/A | N/A |
| Rejections at first instance | 3 045 | 1 370 | 850 | -38% | 0.2% (18th / 350 850) | Afghanistan (54%) |
| Resettled persons to Member State | 0 | 20 | 65 | +225% | 0.2% (16th / 30 725) | Syria (100%) |

- EU+ includes EU27, United Kingdom (an EU Member State in 2019), Iceland, Liechtenstein, Norway and Switzerland.
- Data accurate as at 7 May 2020.



CROATIA

2019 Asylum Trends



| | 2017 | 2018 | 2019 | 2019 | | |
|---|------|------|-------|--------------------|----------------------------------|-----------------------|
| | | | | % change over 2018 | Share of EU+ (Rank of/Total EU+) | Top country of origin |
| Asylum applicants | 975 | 800 | 1 400 | +75% | 0.2% (25th / 738 425) | Iraq (22%) |
| Pending cases at end of year | 415 | 250 | 620 | +148% | 0.1% (23rd / 911 885) | Iraq (28%) |
| Unaccompanied minors | 40 | 25 | 35 | +40% | 0.2% (21st / 17 730) | Afghanistan (29%) |
| Decisions at first instance | 475 | 435 | 320 | -26% | 0.1% (27th / 584 770) | Algeria (28%) |
| Refugee status granted at first instance | 120 | 115 | 55 | -52% | 0% (25th / 128 705) | Syria (55%) |
| Subsidiary protection granted at first instance | 30 | 20 | 0 | -100% | 0% (32nd / 54 460) | N/A |
| Humanitarian protection granted at first instance | 0 | 0 | 0 | N/A | 0% | N/A |
| Rejections at first instance | 325 | 300 | 265 | -12% | 0.1% (26th / 350 850) | Algeria (34%) |
| Resettled persons to Member State | 40 | 110 | 100 | -9% | 0.3% (13th / 30 725) | Syria (100%) |

- EU+ includes EU27, United Kingdom (an EU Member State in 2019), Iceland, Liechtenstein, Norway and Switzerland.
- Data accurate as at 7 May 2020.





CYPRUS

2019 Asylum Trends



| | 2017 | 2018 | 2019 | 2019 | | |
|---|-------|--------|--------|--------------------|----------------------------------|-----------------------|
| | | | | % change over 2018 | Share of EU+ (Rank of/Total EU+) | Top country of origin |
| Asylum applicants | 4 600 | 7 765 | 13 650 | +76% | 1.8% (11th / 738 425) | Syria (20%) |
| Pending cases at end of year | 5 120 | 10 180 | 18 795 | +85% | 2.1% (11th / 911 885) | Syria (22%) |
| Unaccompanied minors | 225 | 260 | N/A | N/A | N/A | N/A |
| Decisions at first instance | 2 450 | 2 475 | 3 275 | +32% | 0.6% (13th / 584 770) | Syria (34%) |
| Refugee status granted at first instance | 220 | 195 | 150 | -23% | 0.1% (18th / 128 705) | Syria (27%) |
| Subsidiary protection granted at first instance | 1 020 | 1 015 | 1 150 | +13% | 2.1% (9th / 54 460) | Syria (93%) |
| Humanitarian protection granted at first instance | 0 | 0 | 0 | N/A | N/A | N/A |
| Rejections at first instance | 1 205 | 1 265 | 1 975 | +56% | 0.6% (12th / 350 850) | India (21%) |
| Resettled persons to Member State | 0 | 0 | N/A | N/A | N/A | N/A |

- EU+ includes EU27, United Kingdom (an EU Member State in 2019), Iceland, Liechtenstein, Norway and Switzerland.
- Data accurate as at 7 May 2020.



CZECH REPUBLIC

2019 Asylum Trends



| | 2017 | 2018 | 2019 | 2019 | | |
|---|-------|-------|-------|--------------------|----------------------------------|-----------------------|
| | | | | % change over 2018 | Share of EU+ (Rank of/Total EU+) | Top country of origin |
| Asylum applicants | 1 445 | 1 690 | 1 915 | +13% | 0.3% (23rd / 738 425) | Armenia (19%) |
| Pending cases at end of year | 810 | 795 | 775 | -3% | 0.1% (22nd / 911 885) | Ukraine (19%) |
| Unaccompanied minors | 5 | 10 | 10 | +0% | 0.1% (24th / 17 730) | Afghanistan (50%) |
| Decisions at first instance | 1 190 | 1 385 | 1 390 | +0% | 0.2% (18th / 584 770) | Ukraine (27%) |
| Refugee status granted at first instance | 25 | 40 | 50 | +25% | 0% (26th / 128 705) | Russia (50%) |
| Subsidiary protection granted at first instance | 115 | 110 | 80 | -27% | 0.1% (22nd / 54 460) | Syria (25%) |
| Humanitarian protection granted at first instance | 5 | 5 | 5 | +0% | 0% (18th / 50 755) | Ukraine (100%) |
| Rejections at first instance | 1 045 | 1 230 | 1 255 | +2% | 0.4% (16th / 350 850) | Ukraine (29%) |
| Resettled persons to Member State | 0 | 0 | 0 | N/A | 0% | N/A |

- EU+ includes EU27, United Kingdom (an EU Member State in 2019), Iceland, Liechtenstein, Norway and Switzerland.
- Data accurate as at 7 May 2020.





DENMARK

2019 Asylum Trends



| | 2017 | 2018 | 2019 | 2019 | | |
|---|-------|-------|-------|--------------------|----------------------------------|-----------------------|
| | | | | % change over 2018 | Share of EU+ (Rank of/Total EU+) | Top country of origin |
| Asylum applicants | 3 220 | 3 570 | 2 695 | -25% | 0.4% (18th / 738 425) | Syria (19%) |
| Pending cases at end of year | 4 205 | 2 600 | 1 440 | -45% | 0.2% (18th / 911 885) | Syria (15%) |
| Unaccompanied minors | 460 | 240 | 195 | -19% | 1.1% (13th / 17 730) | Morocco (41%) |
| Decisions at first instance | 6 875 | 2 625 | 3 025 | +15% | 0.5% (14th / 584 770) | Eritrea (24%) |
| Refugee status granted at first instance | 1 280 | 825 | 645 | -22% | 0.5% (14th / 128 705) | Stateless (33%) |
| Subsidiary protection granted at first instance | 260 | 55 | 575 | +945% | 1.1% (13th / 54 460) | Eritrea (87%) |
| Humanitarian protection granted at first instance | 825 | 435 | 355 | -18% | 0.7% (9th / 50 755) | Syria (86%) |
| Rejections at first instance | 4 510 | 1 315 | 1 450 | +10% | 0.4% (15th / 350 850) | Iran (13%) |
| Resettled persons to Member State | 5 | 0 | 0 | N/A | 0% (19th / 30 725) | N/A |

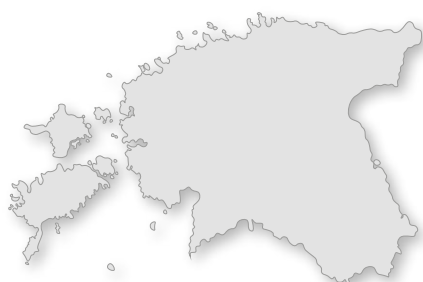
- EU+ includes EU27, United Kingdom (an EU Member State in 2019), Iceland, Liechtenstein, Norway and Switzerland.
- Data accurate as at 7 May 2020.





ESTONIA

2019 Asylum Trends



| | 2017 | 2018 | 2019 | 2019 | | |
|---|------|------|------|--------------------|----------------------------------|-----------------------|
| | | | | % change over 2018 | Share of EU+ (Rank of/Total EU+) | Top country of origin |
| Asylum applicants | 190 | 95 | 105 | +11% | 0% (31st / 738 425) | Russia (29%) |
| Pending cases at end of year | 70 | 80 | 55 | -31% | 0% (31st / 911 885) | Russia (45%) |
| Unaccompanied minors | 0 | 0 | 0 | N/A | 0% | N/A |
| Decisions at first instance | 155 | 75 | 90 | +20% | 0% (31st / 584 770) | Russia (28%) |
| Refugee status granted at first instance | 50 | 15 | 40 | +167% | 0% (28th / 128 705) | Turkey (38%) |
| Subsidiary protection granted at first instance | 45 | 5 | 5 | +0% | 0% (30th / 54 460) | Ukraine (100%) |
| Humanitarian protection granted at first instance | N/A | N/A | N/A | N/A | N/A | N/A |
| Rejections at first instance | 60 | 55 | 45 | -18% | 0% (31st / 350 850) | Russia (22%) |
| Resettled persons to Member State | 20 | 30 | 5 | -83% | 0% (18th / 30 725) | Syria (100%) |

- EU+ includes EU27, United Kingdom (an EU Member State in 2019), Iceland, Liechtenstein, Norway and Switzerland.
- Data accurate as at 7 May 2020.





FINLAND

2019 Asylum Trends



| | 2017 | 2018 | 2019 | 2019 | | |
|---|-------|--------|-------|--------------------|----------------------------------|-----------------------|
| | | | | % change over 2018 | Share of EU+ (Rank of/Total EU+) | Top country of origin |
| Asylum applicants | 4 990 | 4 500 | 4 520 | +0% | 0.6% (14th / 738 425) | Iraq (32%) |
| Pending cases at end of year | 9 335 | 10 490 | 8 315 | -21% | 0.9% (13th / 911 885) | Iraq (42%) |
| Unaccompanied minors | 175 | 105 | 95 | -10% | 0.5% (17th / 17 730) | Iraq (21%) |
| Decisions at first instance | 7 180 | 4 440 | 4 845 | +9% | 0.8% (12th / 584 770) | Iraq (34%) |
| Refugee status granted at first instance | 2 400 | 1 765 | 1 295 | -27% | 1% (13th / 128 705) | Turkey (31%) |
| Subsidiary protection granted at first instance | 650 | 395 | 205 | -48% | 0.4% (18th / 54 460) | Iraq (32%) |
| Humanitarian protection granted at first instance | 380 | 240 | 165 | -31% | 0.3% (11th / 50 755) | Iraq (36%) |
| Rejections at first instance | 3 745 | 2 035 | 3 180 | +56% | 0.9% (11th / 350 850) | Iraq (40%) |
| Resettled persons to Member State | 1 090 | 605 | 890 | +47% | 2.9% (9th / 30 725) | Syria (65%) |

- EU+ includes EU27, United Kingdom (an EU Member State in 2019), Iceland, Liechtenstein, Norway and Switzerland.
- Data accurate as at 7 May 2020.





FRANCE

2019 Asylum Trends



| | 2017 | 2018 | 2019 | 2019 | | |
|---|---------|---------|---------|--------------------|----------------------------------|-----------------------|
| | | | | % change over 2018 | Share of EU+ (Rank of/Total EU+) | Top country of origin |
| Asylum applicants | 99 330 | 120 425 | 128 940 | +7% | 17% (2nd / 738 425) | Afghanistan (8%) |
| Pending cases at end of year | 38 405 | 52 925 | 74 385 | +41% | 8.2% (4th / 911 885) | Afghanistan (10%) |
| Unaccompanied minors | 590 | 740 | 755 | +2% | 4.3% (8th / 17 730) | Afghanistan (27%) |
| Decisions at first instance | 110 945 | 115 045 | 113 890 | -1% | 19% (2nd / 584 770) | Albania (10%) |
| Refugee status granted at first instance | 19 005 | 21 125 | 17 360 | -18% | 13% (2nd / 128 705) | Sudan (11%) |
| Subsidiary protection granted at first instance | 13 560 | 11 600 | 10 780 | -7% | 20% (2nd / 54 460) | Afghanistan (44%) |
| Humanitarian protection granted at first instance | N/A | N/A | N/A | N/A | N/A | N/A |
| Rejections at first instance | 78 380 | 82 325 | 85 750 | +4% | 24% (1st / 350 850) | Albania (12%) |
| Resettled persons to Member State | 2 620 | 5 565 | 5 600 | +1% | 18% (2nd / 30 725) | Syria (49%) |

- EU+ includes EU27, United Kingdom (an EU Member State in 2019), Iceland, Liechtenstein, Norway and Switzerland.
- Data accurate as at 7 May 2020.





GERMANY

2019 Asylum Trends



| | 2017 | 2018 | 2019 | 2019 | | |
|---|---------|---------|---------|--------------------|----------------------------------|-----------------------|
| | | | | % change over 2018 | Share of EU+ (Rank of/Total EU+) | Top country of origin |
| Asylum applicants | 222 560 | 184 180 | 165 615 | -10% | 22% (1st / 738 425) | Syria (25%) |
| Pending cases at end of year | 443 640 | 384 815 | 326 770 | -15% | 36% (1st / 911 885) | Afghanistan (15%) |
| Unaccompanied minors | 9 085 | 4 085 | 2 690 | -34% | 15% (3rd / 17 730) | Afghanistan (18%) |
| Decisions at first instance | 524 185 | 179 110 | 154 175 | -14% | 26% (1st / 584 770) | Syria (29%) |
| Refugee status granted at first instance | 123 895 | 41 370 | 45 050 | +9% | 35% (1st / 128 705) | Syria (50%) |
| Subsidiary protection granted at first instance | 98 065 | 25 030 | 19 415 | -22% | 36% (1st / 54 460) | Syria (78%) |
| Humanitarian protection granted at first instance | 39 655 | 9 540 | 5 855 | -39% | 12% (2nd / 50 755) | Afghanistan (41%) |
| Rejections at first instance | 262 565 | 103 175 | 83 850 | -19% | 24% (2nd / 350 850) | Iraq (11%) |
| Resettled persons to Member State | 3 015 | 3 200 | 4 890 | +53% | 16% (4th / 30 725) | Syria (82%) |

- EU+ includes EU27, United Kingdom (an EU Member State in 2019), Iceland, Liechtenstein, Norway and Switzerland.
- Data accurate as at 7 May 2020.



GREECE

2019 Asylum Trends



| | 2017 | 2018 | 2019 | 2019 | | |
|---|--------|--------|---------|--------------------|----------------------------------|-----------------------|
| | | | | % change over 2018 | Share of EU+ (Rank of/Total EU+) | Top country of origin |
| Asylum applicants | 58 650 | 66 965 | 77 275 | +15% | 10% (4th / 738 425) | Afghanistan (31%) |
| Pending cases at end of year | 47 815 | 76 330 | 105 445 | +38% | 12% (3rd / 911 885) | Afghanistan (28%) |
| Unaccompanied minors | 2 455 | 2 640 | 3 330 | +26% | 19% (2nd / 17 730) | Afghanistan (37%) |
| Decisions at first instance | 24 510 | 32 340 | 32 700 | +1% | 5.6% (5th / 584 770) | Syria (21%) |
| Refugee status granted at first instance | 9 420 | 12 635 | 13 515 | +7% | 11% (3rd / 128 705) | Syria (49%) |
| Subsidiary protection granted at first instance | 1 035 | 2 575 | 3 835 | +49% | 7% (4th / 54 460) | Afghanistan (59%) |
| Humanitarian protection granted at first instance | 0 | 0 | 0 | N/A | 0% | N/A |
| Rejections at first instance | 14 055 | 17 130 | 15 350 | -10% | 4.4% (5th / 350 850) | Pakistan (32%) |
| Resettled persons to Member State | 0 | 0 | 0 | N/A | N/A | N/A |

- EU+ includes EU27, United Kingdom (an EU Member State in 2019), Iceland, Liechtenstein, Norway and Switzerland.
- Data accurate as at 7 May 2020.



HUNGARY

2019 Asylum Trends



| | 2017 | 2018 | 2019 | 2019 | | |
|---|-------|------|------|--------------------|----------------------------------|-----------------------|
| | | | | % change over 2018 | Share of EU+ (Rank of/Total EU+) | Top country of origin |
| Asylum applicants | 3 390 | 670 | 500 | -25% | 0.1% (28th / 738 425) | Afghanistan (39%) |
| Pending cases at end of year | 675 | 125 | 235 | +88% | 0% (27th / 911 885) | Afghanistan (38%) |
| Unaccompanied minors | 230 | 40 | 10 | -75% | 0.1% (25th / 17 730) | Afghanistan (50%) |
| Decisions at first instance | 4 170 | 960 | 710 | -26% | 0.1% (25th / 584 770) | Afghanistan (46%) |
| Refugee status granted at first instance | 105 | 70 | 20 | -71% | 0% (30th / 128 705) | Ethiopia (25%) |
| Subsidiary protection granted at first instance | 1 110 | 280 | 30 | -89% | 0.1% (25th / 54 460) | Iran (50%) |
| Humanitarian protection granted at first instance | 75 | 20 | 5 | -75% | 0% (16th / 50 755) | N/A |
| Rejections at first instance | 2 880 | 590 | 650 | +10% | 0.2% (21st / 350 850) | Afghanistan (48%) |
| Resettled persons to Member State | 0 | 0 | 0 | N/A | 0% | N/A |

- EU+ includes EU27, United Kingdom (an EU Member State in 2019), Iceland, Liechtenstein, Norway and Switzerland.
- Data accurate as at 7 May 2020.





ICELAND

2019 Asylum Trends



| | 2017 | 2018 | 2019 | 2019 | | |
|---|-------|------|------|--------------------|----------------------------------|-----------------------|
| | | | | % change over 2018 | Share of EU+ (Rank of/Total EU+) | Top country of origin |
| Asylum applicants | 1 085 | 775 | 845 | +9% | 0.1% (26th / 738 425) | Venezuela (21%) |
| Pending cases at end of year | 345 | 450 | 425 | -6% | 0% (26th / 911 885) | Iraq (21%) |
| Unaccompanied minors | 10 | 5 | 5 | +0% | 0% (26th / 17 730) | N/A |
| Decisions at first instance | 390 | 380 | 710 | +87% | 0.1% (24th / 584 770) | Venezuela (22%) |
| Refugee status granted at first instance | 50 | 85 | 90 | +6% | 0.1% (21st / 128 705) | Iraq (22%) |
| Subsidiary protection granted at first instance | 20 | 20 | 205 | +925% | 0.4% (17th / 54 460) | Venezuela (73%) |
| Humanitarian protection granted at first instance | 5 | 0 | 10 | N/A | 0% (15th / 50 755) | Serbia (50%) |
| Rejections at first instance | 315 | 275 | 400 | +45% | 0.1% (25th / 350 850) | Iraq (24%) |
| Resettled persons to Member State | 45 | 50 | 75 | +50% | 0.2% (15th / 30 725) | Syria (67%) |

- EU+ includes EU27, United Kingdom (an EU Member State in 2019), Iceland, Liechtenstein, Norway and Switzerland.
- Data accurate as at 7 May 2020.



IRELAND

2019 Asylum Trends



| | 2017 | 2018 | 2019 | 2019 | | |
|---|-------|-------|-------|--------------------|----------------------------------|-----------------------|
| | | | | % change over 2018 | Share of EU+ (Rank of/Total EU+) | Top country of origin |
| Asylum applicants | 2 930 | 3 670 | 4 780 | +30% | 0.6% (13th / 738 425) | Albania (20%) |
| Pending cases at end of year | 5 670 | 7 060 | 7 330 | +4% | 0.8% (14th / 911 885) | Georgia (11%) |
| Unaccompanied minors | 30 | 15 | 50 | +233% | 0.3% (18th / 17 730) | Albania (30%) |
| Decisions at first instance | 885 | 1 175 | 1 870 | +59% | 0.3% (17th / 584 770) | Albania (12%) |
| Refugee status granted at first instance | 640 | 630 | 585 | -7% | 0.5% (16th / 128 705) | Syria (9%) |
| Subsidiary protection granted at first instance | 50 | 180 | 120 | -33% | 0.2% (20th / 54 460) | Afghanistan (25%) |
| Humanitarian protection granted at first instance | 70 | 195 | 265 | +36% | 0.5% (10th / 50 755) | Zimbabwe (17%) |
| Rejections at first instance | 125 | 170 | 895 | +426% | 0.3% (17th / 350 850) | Albania (22%) |
| Resettled persons to Member State | 275 | 340 | 785 | +131% | 2.6% (10th / 30 725) | Syria (97%) |

- EU+ includes EU27, United Kingdom (an EU Member State in 2019), Iceland, Liechtenstein, Norway and Switzerland.
- Data accurate as at 7 May 2020.





ITALY

2019 Asylum Trends



| | 2017 | 2018 | 2019 | 2019 | | |
|---|---------|---------|--------|--------------------|----------------------------------|-----------------------|
| | | | | % change over 2018 | Share of EU+ (Rank of/Total EU+) | Top country of origin |
| Asylum applicants | 128 850 | 59 950 | 43 770 | -27% | 5.9% (6th / 738 425) | Pakistan (20%) |
| Pending cases at end of year | 152 420 | 102 995 | 47 020 | -54% | 5.2% (6th / 911 885) | Eritrea (20%) |
| Unaccompanied minors | 10 005 | 3 885 | 660 | -83% | 4% (10th / 17 730) | Pakistan (30%) |
| Decisions at first instance | 78 235 | 95 210 | 93 485 | -2% | 16% (3rd / 584 770) | Nigeria (18%) |
| Refugee status granted at first instance | 5 895 | 6 490 | 10 120 | +56% | 7.9% (5th / 128 705) | Nigeria (24%) |
| Subsidiary protection granted at first instance | 6 385 | 4 205 | 6 870 | +63% | 13% (3rd / 54 460) | Venezuela (14%) |
| Humanitarian protection granted at first instance | 19 515 | 19 970 | 1 385 | -93% | 2.7% (4th / 50 755) | Nigeria (18%) |
| Rejections at first instance | 46 440 | 64 540 | 75 110 | +16% | 21% (3rd / 350 850) | Nigeria (18%) |
| Resettled persons to Member State | 1 515 | 1 180 | 1 355 | +15% | 4.4% (7th / 30 725) | Syria (64%) |

- EU+ includes EU27, United Kingdom (an EU Member State in 2019), Iceland, Liechtenstein, Norway and Switzerland.
- Data accurate as at 7 May 2020.



LATVIA

2019 Asylum Trends



| | 2017 | 2018 | 2019 | 2019 | | |
|---|------|------|------|--------------------|----------------------------------|-----------------------|
| | | | | % change over 2018 | Share of EU+ (Rank of/Total EU+) | Top country of origin |
| Asylum applicants | 355 | 185 | 195 | +5% | 0% (30th / 738 425) | Azerbaijan (18%) |
| Pending cases at end of year | 90 | 125 | 100 | -20% | 0% (30th / 911 885) | Azerbaijan (20%) |
| Unaccompanied minors | 10 | 5 | 5 | +0% | 0% (27th / 17 730) | N/A |
| Decisions at first instance | 360 | 125 | 150 | +20% | 0% (29th / 584 770) | Russia (23%) |
| Refugee status granted at first instance | 35 | 25 | 30 | +20% | 0% (29th / 128 705) | Russia (67%) |
| Subsidiary protection granted at first instance | 235 | 5 | 5 | +0% | 0% (31st / 54 460) | N/A |
| Humanitarian protection granted at first instance | N/A | N/A | N/A | N/A | N/A | N/A |
| Rejections at first instance | 95 | 95 | 120 | +26% | 0% (29th / 350 850) | Azerbaijan (13%) |
| Resettled persons to Member State | 40 | 0 | 0 | N/A | 0% (29th / 30 725) | N/A |

- EU+ includes EU27, United Kingdom (an EU Member State in 2019), Iceland, Liechtenstein, Norway and Switzerland.
- Data accurate as at 7 May 2020.



LIECHTENSTEIN

2019 Asylum Trends



| | 2017 | 2018 | 2019 | 2019 | | |
|---|------|------|------|--------------------|----------------------------------|-----------------------|
| | | | | % change over 2018 | Share of EU+ (Rank of/Total EU+) | Top country of origin |
| Asylum applicants | 150 | 165 | 50 | -70% | 0% (32nd / 738 425) | Kosovo (20%) |
| Pending cases at end of year | 90 | 80 | 30 | -63% | 0% (32nd / 911 885) | China (33%) |
| Unaccompanied minors | 0 | 0 | 0 | N/A | 0% | N/A |
| Decisions at first instance | 40 | 40 | 35 | -13% | 0% (32nd / 584 770) | Iran (29%) |
| Refugee status granted at first instance | 15 | 0 | 5 | N/A | 0% (32nd / 128 705) | Congo (DR) 100% |
| Subsidiary protection granted at first instance | 5 | 5 | 5 | +0% | 0% (29th / 54 460) | Iran (100%) |
| Humanitarian protection granted at first instance | 0 | 5 | 5 | +0% | 0% (19th / 50 755) | N/A |
| Rejections at first instance | 15 | 30 | 20 | -33% | 0% (32nd / 350 850) | Iran (25%) |
| Resettled persons to Member State | 0 | 0 | 0 | N/A | 0% | N/A |

- EU+ includes EU27, United Kingdom (an EU Member State in 2019), Iceland, Liechtenstein, Norway and Switzerland.
- Data accurate as at 7 May 2020.




LITHUANIA

2019 Asylum Trends



| | 2017 | 2018 | 2019 | 2019 | | |
|---|------|------|------|--------------------|----------------------------------|-----------------------|
| | | | | % change over 2018 | Share of EU+ (Rank of/Total EU+) | Top country of origin |
| Asylum applicants | 545 | 405 | 645 | +59% | 0.1% (27th / 738 425) | Russia (43%) |
| Pending cases at end of year | 255 | 380 | 550 | +45% | 0.1% (24th / 911 885) | Russia (43%) |
| Unaccompanied minors | 0 | 0 | 0 | N/A | 0% | N/A |
| Decisions at first instance | 370 | 270 | 325 | +20% | 0.1% (26th / 584 770) | Tajikistan (34%) |
| Refugee status granted at first instance | 275 | 120 | 80 | -33% | 0.1% (23rd / 128 705) | Syria (25%) |
| Subsidiary protection granted at first instance | 15 | 20 | 15 | -25% | 0% (27th / 54 460) | Iraq (33%) |
| Humanitarian protection granted at first instance | 0 | N/A | 0 | N/A | 0% | N/A |
| Rejections at first instance | 85 | 135 | 230 | +70% | 0.1% (27th / 350 850) | Tajikistan (39%) |
| Resettled persons to Member State | 60 | 20 | N/A | N/A | N/A (32nd / 30 725) | N/A |

- EU+ includes EU27, United Kingdom (an EU Member State in 2019), Iceland, Liechtenstein, Norway and Switzerland.
- Data accurate as at 7 May 2020.



LUXEMBOURG

2019 Asylum Trends



| | 2017 | 2018 | 2019 | 2019 | | |
|---|-------|-------|-------|--------------------|----------------------------------|-----------------------|
| | | | | % change over 2018 | Share of EU+ (Rank of/Total EU+) | Top country of origin |
| Asylum applicants | 2 430 | 2 335 | 2 270 | -3% | 0.3% (20th / 738 425) | Eritrea (25%) |
| Pending cases at end of year | 1 525 | 1 525 | 1 790 | +17% | 0.2% (17th / 911 885) | Eritrea (28%) |
| Unaccompanied minors | 50 | 35 | 35 | +0% | 0.2% (20th / 17 730) | Afghanistan (29%) |
| Decisions at first instance | 1 715 | 1 410 | 1 180 | -16% | 0.2% (21th / 584 770) | Syria (25%) |
| Refugee status granted at first instance | 1 085 | 950 | 635 | -33% | 0.5% (15th / 128 705) | Syria (42%) |
| Subsidiary protection granted at first instance | 40 | 60 | 35 | -42% | 0.1% (24th / 54 460) | Venezuela (43%) |
| Humanitarian protection granted at first instance | N/A | N/A | N/A | N/A | N/A | N/A |
| Rejections at first instance | 590 | 400 | 510 | +28% | 0.1% (24th / 350 850) | Iraq (15%) |
| Resettled persons to Member State | 180 | 0 | 35 | N/A | 0.1% (17th / 30 725) | Eritrea (43%) |

- EU+ includes EU27, United Kingdom (an EU Member State in 2019), Iceland, Liechtenstein, Norway and Switzerland.
- Data accurate as at 7 May 2020.



MALTA

2019 Asylum Trends



| | 2017 | 2018 | 2019 | 2019 | | |
|---|-------|-------|-------|--------------------|----------------------------------|-----------------------|
| | | | | % change over 2018 | Share of EU+ (Rank of/Total EU+) | Top country of origin |
| Asylum applicants | 1 840 | 2 130 | 4 085 | +92% | 0.6% (15th / 738 425) | Sudan (26%) |
| Pending cases at end of year | 1 500 | 2 020 | 4 260 | +111% | 0.5% (16th / 911 885) | Sudan (22%) |
| Unaccompanied minors | 5 | 5 | 20 | +300% | 0.1% (23rd / 17 730) | Somalia (50%) |
| Decisions at first instance | 1 110 | 1 500 | 1 040 | -31% | 0.2% (22nd / 584 770) | Syria (33%) |
| Refugee status granted at first instance | 165 | 150 | 50 | -67% | 0% (27th / 128 705) | Syria (50%) |
| Subsidiary protection granted at first instance | 585 | 475 | 345 | -27% | 0.6% (14th / 54 460) | Syria (75%) |
| Humanitarian protection granted at first instance | 10 | 25 | 15 | -40% | 0% (13th / 50 755) | Nigeria (33%) |
| Rejections at first instance | 345 | 855 | 635 | -26% | 0.2% (22nd / 350 850) | Somalia (35%) |
| Resettled persons to Member State | 15 | 0 | 0 | N/A | 0% (27th / 30 725) | N/A |

- EU+ includes EU27, United Kingdom (an EU Member State in 2019), Iceland, Liechtenstein, Norway and Switzerland.
- Data accurate as at 7 May 2020.



NETHERLANDS

2019 Asylum Trends



| | 2017 | 2018 | 2019 | 2019 | | |
|---|--------|--------|--------|--------------------|----------------------------------|-----------------------|
| | | | | % change over 2018 | Share of EU+ (Rank of/Total EU+) | Top country of origin |
| Asylum applicants | 18 210 | 24 025 | 25 195 | +5% | 3.4% (9th / 738 425) | Syria (15%) |
| Pending cases at end of year | 7 385 | 15 965 | 20 205 | +27% | 2.2% (10th / 911 885) | Syria (17%) |
| Unaccompanied minors | 1 180 | 1 225 | 1 045 | -15% | 5.9% (5th / 17 730) | Syria (30%) |
| Decisions at first instance | 15 945 | 10 285 | 12 935 | +26% | 2.2% (10th / 584 770) | Syria (17%) |
| Refugee status granted at first instance | 3 030 | 1 760 | 2 455 | +39% | 1.9% (10th / 128 705) | Syria (35%) |
| Subsidiary protection granted at first instance | 4 135 | 1 485 | 1 830 | +23% | 3.4% (6th / 54 460) | Syria (45%) |
| Humanitarian protection granted at first instance | 645 | 375 | 560 | +49% | 1.1% (7th / 50 755) | Turkey (51%) |
| Rejections at first instance | 8 135 | 6 665 | 8 090 | +21% | 2.3% (9th / 350 850) | Iraq (8%) |
| Resettled persons to Member State | 2 265 | 1 225 | 1 875 | +53% | 6.1% (6th / 30 725) | Syria (72%) |

- EU+ includes EU27, United Kingdom (an EU Member State in 2019), Iceland, Liechtenstein, Norway and Switzerland.
- Data accurate as at 7 May 2020.





NORWAY

2019 Asylum Trends



| | 2017 | 2018 | 2019 | 2019 | | |
|---|-------|-------|-------|--------------------|----------------------------------|-----------------------|
| | | | | % change over 2018 | Share of EU+ (Rank of/Total EU+) | Top country of origin |
| Asylum applicants | 3 520 | 2 660 | 2 265 | -15% | 0.3% (21st / 738 425) | Syria (24%) |
| Pending cases at end of year | 2 525 | 1 985 | 1 325 | -33% | 0.1% (19th / 911 885) | Turkey (23%) |
| Unaccompanied minors | 175 | 145 | 125 | -14% | 0.7% (15th / 17 730) | Afghanistan (32%) |
| Decisions at first instance | 6 700 | 2 115 | 2 455 | +16% | 0.4% (15th / 584 770) | Turkey (33%) |
| Refugee status granted at first instance | 3 835 | 1 335 | 1 645 | +23% | 1.3% (11th / 128 705) | Turkey (47%) |
| Subsidiary protection granted at first instance | 150 | 50 | 45 | -10% | 0.1% (23rd / 54 460) | Afghanistan (44%) |
| Humanitarian protection granted at first instance | 780 | 75 | 100 | +33% | 0.2% (12th / 50 755) | Afghanistan (45%) |
| Rejections at first instance | 1 935 | 655 | 655 | +2% | 0.2% (20th / 350 850) | Stateless (14%) |
| Resettled persons to Member State | 2 815 | 2 480 | 2 795 | +13% | 0.9% (5th / 30 725) | Congo (DR) (46%) |

- EU+ includes EU27, United Kingdom (an EU Member State in 2019), Iceland, Liechtenstein, Norway and Switzerland.
- Data accurate as at 7 May 2020.





POLAND

2019 Asylum Trends



| | 2017 | 2018 | 2019 | 2019 | | |
|---|-------|-------|-------|--------------------|----------------------------------|-----------------------|
| | | | | % change over 2018 | Share of EU+ (Rank of/Total EU+) | Top country of origin |
| Asylum applicants | 5 045 | 4 110 | 4 070 | -1% | 0.6 % (16th / 738 425) | Russia (64%) |
| Pending cases at end of year | 2 885 | 4 460 | 4 790 | +7% | 0.6% (15th / 911 885) | Russia (69%) |
| Unaccompanied minors | 115 | 125 | 105 | -16% | 0.6% (16th / 17 730) | Russia (43%) |
| Decisions at first instance | 2 600 | 2 500 | 1 995 | -20 % | 0.3% (16th / 584 770) | Russia (52%) |
| Refugee status granted at first instance | 150 | 170 | 130 | -24% | 0.1 % (20th / 128 705) | Turkey (38%) |
| Subsidiary protection granted at first instance | 340 | 190 | 130 | -32% | 0.2% (19th / 54 460) | Russia (54%) |
| Humanitarian protection granted at first instance | 20 | 15 | 5 | -67% | 0% (17th / 50 755) | Russia (100%) |
| Rejections at first instance | 2 090 | 2 125 | 1 730 | -19% | 0.5% (13% / 350 850) | Russia (56%) |
| Resettled persons to Member State | 0 | 0 | 0 | N/A | 0% | N/A |

- EU+ includes EU27, United Kingdom (an EU Member State in 2019), Iceland, Liechtenstein, Norway and Switzerland.
- Data accurate as at 7 May 2020.



PORTUGAL

2019 Asylum Trends



| | 2017 | 2018 | 2019 | 2019 | | |
|---|-------|-------|-------|--------------------|----------------------------------|-----------------------|
| | | | | % change over 2018 | Share of EU+ (Rank of/Total EU+) | Top country of origin |
| Asylum applicants | 1 750 | 1 285 | 1 820 | +42% | 0.2% (24th / 738 425) | Angola (17%) |
| Pending cases at end of year | 55 | 90 | 180 | +100% | 0% (28th / 911 885) | The Gambia (17%) |
| Unaccompanied minors | 40 | 40 | 45 | +13% | 0.3% (19th / 17 730) | Guinea (22%) |
| Decisions at first instance | 955 | 1 045 | 745 | -29% | 0.1% (23rd / 584 770) | Angola (23%) |
| Refugee status granted at first instance | 120 | 220 | 60 | -73% | 0% (24th / 128 705) | Eritrea (25%) |
| Subsidiary protection granted at first instance | 380 | 405 | 115 | -72% | 0.2% (21st / 54 460) | Syria (61%) |
| Humanitarian protection granted at first instance | N/A | N/A | N/A | N/A | N/A | N/A |
| Rejections at first instance | 455 | 415 | 570 | +37% | 0.2% (23rd / 350 850) | Angola (30%) |
| Resettled persons to Member State | 170 | 35 | 375 | +971% | 1.2% (11th / 30 725) | Syria (45%) |

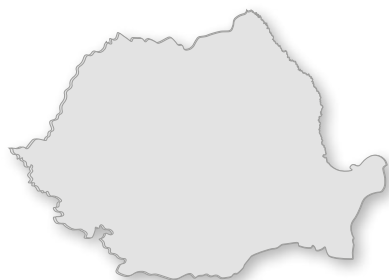
- EU+ includes EU27, United Kingdom (an EU Member State in 2019), Iceland, Liechtenstein, Norway and Switzerland.
- Data accurate as at 7 May 2020.





ROMANIA

2019 Asylum Trends



| | 2017 | 2018 | 2019 | 2019 | | |
|---|-------|-------|-------|--------------------|----------------------------------|-----------------------|
| | | | | % change over 2018 | Share of EU+ (Rank of/Total EU+) | Top country of origin |
| Asylum applicants | 4 815 | 2 135 | 2 590 | +21% | 0.4% (19th / 738 425) | Iraq (27%) |
| Pending cases at end of year | 2 085 | 1 520 | 930 | -39% | 0.1% (21st / 911 885) | Iraq (30%) |
| Unaccompanied minors | 265 | 135 | 185 | +37% | 1.0% (14th / 17 730) | Iraq (30%) |
| Decisions at first instance | 2 065 | 1 295 | 1 315 | +2% | 0.2% (19th / 584 770) | Syria (24%) |
| Refugee status granted at first instance | 865 | 305 | 320 | +5% | 0.2% (17th / 128 705) | Syria (47%) |
| Subsidiary protection granted at first instance | 380 | 290 | 265 | -9% | 0.5% (16th / 54 460) | Syria (60%) |
| Humanitarian protection granted at first instance | 0 | 0 | 0 | N/A | 0% | N/A |
| Rejections at first instance | 820 | 700 | 730 | +4% | 0.2% (19th / 350 850) | Iraq (18%) |
| Resettled persons to Member State | 45 | 0 | 75 | N/A | 0.2% (14th / 30 725) | Syria (100%) |

- EU+ includes EU27, United Kingdom (an EU Member State in 2019), Iceland, Liechtenstein, Norway and Switzerland.
- Data accurate as at 7 May 2020.



SLOVAKIA

2019 Asylum Trends



| | 2017 | 2018 | 2019 | 2019 | | |
|---|------|------|------|--------------------|----------------------------------|-----------------------|
| | | | | % change over 2018 | Share of EU+ (Rank of/Total EU+) | Top country of origin |
| Asylum applicants | 160 | 175 | 230 | +31% | 0.1% (28th / 738 425) | Afghanistan (39%) |
| Pending cases at end of year | 110 | 155 | 110 | -29% | 0% (27th / 911 885) | Afghanistan (32%) |
| Unaccompanied minors | 10 | 10 | 30 | +200 | 0.1% (25th / 17 730) | Afghanistan (67%) |
| Decisions at first instance | 90 | 80 | 90 | +13% | 0% (30th / 584 770) | Afghanistan (28%) |
| Refugee status granted at first instance | 0 | 0 | 5 | N/A | 0% (31st / 128 705) | N/A |
| Subsidiary protection granted at first instance | 20 | 35 | 20 | -43% | 0% (26th / 54 460) | Afghanistan (75%) |
| Humanitarian protection granted at first instance | 40 | 10 | 15 | +50% | 0% (14th / 50 755) | Afghanistan (33%) |
| Rejections at first instance | 30 | 40 | 55 | +38% | 0% (30th / 350 850) | Armenia (18%) |
| Resettled persons to Member State | 0 | 0 | 0 | N/A | 0% | N/A |

- EU+ includes EU27, United Kingdom (an EU Member State in 2019), Iceland, Liechtenstein, Norway and Switzerland.
- Data accurate as at 7 May 2020.



SLOVENIA

2019 Asylum Trends



| | 2017 | 2018 | 2019 | 2019 | | |
|---|-------|-------|-------|--------------------|----------------------------------|-----------------------|
| | | | | % change over 2018 | Share of EU+ (Rank of/Total EU+) | Top country of origin |
| Asylum applicants | 1 475 | 2 875 | 3 820 | +33% | 0.5% (17th / 738 425) | Algeria (28%) |
| Pending cases at end of year | 475 | 410 | 530 | +29% | 0.1% (25th / 911 885) | Morocco (18%) |
| Unaccompanied minors | 390 | 555 | 670 | +21% | 3.8% (9th / 17 730) | Afghanistan (30%) |
| Decisions at first instance | 240 | 235 | 215 | -9% | 0% (28th / 584 770) | Algeria (19%) |
| Refugee status granted at first instance | 140 | 100 | 80 | -20% | 0.1% (22nd / 128 705) | Turkey (38%) |
| Subsidiary protection granted at first instance | 15 | 5 | 5 | +0 | 0% (28th / 54 460) | N/A |
| Humanitarian protection granted at first instance | N/A | N/A | N/A | N/A | N/A | N/A |
| Rejections at first instance | 90 | 135 | 130 | -4% | 0% (28th / 350 850) | Algeria (31%) |
| Resettled persons to Member State | 0 | 35 | 0 | -100% | 0% (20th / 30 725) | N/A |

- EU+ includes EU27, United Kingdom (an EU Member State in 2019), Iceland, Liechtenstein, Norway and Switzerland.
- Data accurate as at 7 May 2020.



SPAIN

2019 Asylum Trends



| | 2017 | 2018 | 2019 | 2019 | | |
|---|--------|--------|---------|--------------------|----------------------------------|-----------------------|
| | | | | % change over 2018 | Share of EU+ (Rank of/Total EU+) | Top country of origin |
| Asylum applicants | 36 605 | 54 050 | 117 795 | +118% | 16% (3rd / 738 425) | Venezuela (35%) |
| Pending cases at end of year | 38 880 | 78 705 | 133 015 | +69% | 15% (2nd / 911 885) | Colombia (26%) |
| Unaccompanied minors | 20 | 75 | N/A | N/A | N/A | N/A |
| Decisions at first instance | 12 055 | 11 875 | 58 035 | +389% | 9.9% (4th / 584 770) | Venezuela (61%) |
| Refugee status granted at first instance | 580 | 575 | 1 640 | +185% | 1.3% (12th / 128 705) | El Salvador (15%) |
| Subsidiary protection granted at first instance | 3 515 | 2 320 | 1 540 | -34% | 2.8% (7th / 54 460) | Syria (70%) |
| Humanitarian protection granted at first instance | 0 | 0 | 35 240 | N/A | 69% (1st / 50 755) | Venezuela (100%) |
| Rejections at first instance | 7 965 | 8980 | 19 615 | +118% | 5.6% (4th / 350 850) | Colombia (22%) |
| Resettled persons to Member State | 1 490 | 830 | N/A | N/A | N/A | N/A |

- EU+ includes EU27, United Kingdom (an EU Member State in 2019), Iceland, Liechtenstein, Norway and Switzerland.
- Data accurate as at 7 May 2020.





SWEDEN

2019 Asylum Trends



| | 2017 | 2018 | 2019 | 2019 | | |
|---|--------|--------|--------|--------------------|----------------------------------|-----------------------|
| | | | | % change over 2018 | Share of EU+ (Rank of/Total EU+) | Top country of origin |
| Asylum applicants | 26 325 | 21 560 | 26 255 | +22% | 3.6% (8th / 738 425) | Syria (20%) |
| Pending cases at end of year | 51 480 | 37 615 | 27 530 | -27% | 3% (8th / 911 885) | Afghanistan (11%) |
| Unaccompanied minors | 1 285 | 900 | 890 | -1% | 5% (6th / 17 730) | Syria (17%) |
| Decisions at first instance | 61 065 | 31 335 | 20 700 | -34% | 3.5% (7th / 584 770) | Syria (11%) |
| Refugee status granted at first instance | 13 330 | 5 990 | 3 295 | -45% | 2.6% (9th / 128 705) | Eritrea (19%) |
| Subsidiary protection granted at first instance | 12 265 | 3 985 | 2 300 | -42% | 4.2% (5th / 54 460) | Syria (74%) |
| Humanitarian protection granted at first instance | 1 185 | 670 | 455 | -32% | 0.9% (8th / 50 755) | Palestine (36%) |
| Rejections at first instance | 34 285 | 20 690 | 14 645 | -29% | 4.2% (6th / 350 850) | Iraq (8%) |
| Resettled persons to Member State | 3 410 | 4 935 | 4 955 | +0% | 16% (3rd / 30 725) | Syria (38%) |

- EU+ includes EU27, United Kingdom (an EU Member State in 2019), Iceland, Liechtenstein, Norway and Switzerland.
- Data accurate as at 7 May 2020.



SWITZERLAND

2019 Asylum Trends



| | 2017 | 2018 | 2019 | 2019 | | |
|---|--------|--------|--------|--------------------|----------------------------------|-----------------------|
| | | | | % change over 2018 | Share of EU+ (Rank of/Total EU+) | Top country of origin |
| Asylum applicants | 18 015 | 15 160 | 14 190 | -6% | 1.9% (10th / 738 425) | Eritrea (20%) |
| Pending cases at end of year | 24 155 | 15 130 | 11 440 | -24% | 1.3% (12th / 911 885) | Turkey (16%) |
| Unaccompanied minors | 765 | 435 | 490 | +13% | 2.8% (12th / 17 730) | Afghanistan (44%) |
| Decisions at first instance | 16 225 | 17 000 | 12 310 | -28% | 22.1% (11th / 584 770) | Eritrea (30%) |
| Refugee status granted at first instance | 6 240 | 6 190 | 5 395 | -13% | 4.2% (8th / 128 705) | Eritrea (51%) |
| Subsidiary protection granted at first instance | 1 070 | 1 120 | 970 | -13% | 1.8% (12th / 54 460) | Eritrea (44%) |
| Humanitarian protection granted at first instance | 7 300 | 7 920 | 4 425 | -44% | 8.7% (3rd / 50 755) | Afghanistan (31%) |
| Rejections at first instance | 1 610 | 1 775 | 1 525 | -14% | 0.4% (14th / 350 850) | Eritrea (14%) |
| Resettled persons to Member State | 665 | 1 080 | 1 000 | -7% | 3.3% (8th / 30 725) | Syria (97%) |

- EU+ includes EU27, United Kingdom (an EU Member State in 2019), Iceland, Liechtenstein, Norway and Switzerland.
- Data accurate as at 7 May 2020.





UNITED KINGDOM

2019 Asylum Trends



| | 2017 | 2018 | 2019 | 2019 | | |
|---|--------|--------|--------|--------------------|----------------------------------|-----------------------|
| | | | | % change over 2018 | Share of EU+ (Rank of/Total EU+) | Top country of origin |
| Asylum applicants | 34 780 | 38 840 | 44 835 | +15% | 6.1% (5th / 738 425) | Iran (12%) |
| Pending cases at end of year | 32 575 | 38 120 | 56 185 | +47% | 6.2% (5th / 911 885) | Albania (12%) |
| Unaccompanied minors | 2 205 | 3 060 | 3 650 | +19% | 21% (1st / 17 730) | Eritrea (16%) |
| Decisions at first instance | 27 840 | 29 005 | 28 460 | -2% | 4.9% (6th / 584 770) | Iran (15%) |
| Refugee status granted at first instance | 7 480 | 7 650 | 12 590 | +65% | 9.8% (4th / 128 705) | Iran (22%) |
| Subsidiary protection granted at first instance | 250 | 1 295 | 1 245 | -4% | 2.3% (8th / 54 460) | Libya (56%) |
| Humanitarian protection granted at first instance | 840 | 1 160 | 1 165 | +0% | 2.3% (5th / 50 755) | Nigeria (21%) |
| Rejections at first instance | 19 270 | 18 895 | 13 460 | -29% | 3.8% (7th / 350 850) | Iraq (16%) |
| Resettled persons to Member State | 6 210 | 5 805 | 5 610 | -3% | 18% (1st / 30 725) | Syria (77%) |

- EU+ includes EU27, United Kingdom (an EU Member State in 2019), Iceland, Liechtenstein, Norway and Switzerland.
- Data accurate as at 7 May 2020.